600392

2022

1

www.sse.com.cn

2

3 ╪ % ă ∫ Я C ŧ

1



1

1

MP

ETM Peak

2

3

2

200 /

3

3.1 3

	2022	2021	(%)	2020
	15,540,961,184.43	15,147,806,685.70	2.60	12,106,339,468.78
	9,245,904,640.48	9,361,844,395.92	-1.24	7,567,353,351.18
	16,757,927,013.46	10,616,349,147.76	57.85	8,157,251,595.28
	1,593,477,779.58	1,076,048,439.81	48.09	323,312,794.72
	1,559,107,384.58	1,022,088,696.10	52.54	71,671,464.81
	510,638,399.16	964,041,001.21	-47.03	332,725,932.40
%	15.82	13.34	2.48	5.94

4

4.1

10

:

	163,635
	169,333

10

			(%)			
	0	246,382,218	14.06	0		0
	0	117,289,498	6.69	0		0
	0	96,271,094	5.49	0		0
	-200,200	87,440,000	4.99	0		81,600,800
	0	55,232,004	3.15	0		0
	15,195,115	55,200,308	3.15	0		0
	0	20,425,746	1.17	0		0
500	3,672,200	11,444,151	0.65	0		0
	409,700	7,031,500	0.40	0		0
	0	7,030,260	0.40	0		0
		10				

4.2

√ □

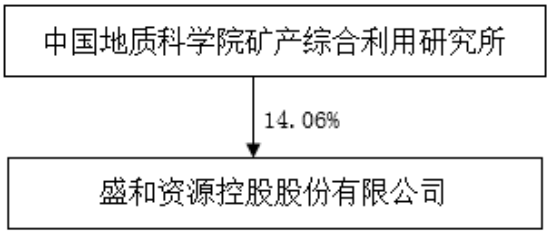
中国地质科学院矿产综合利用研究所
14.06%
盛和资源控股股份有限公司

4.3

√ □

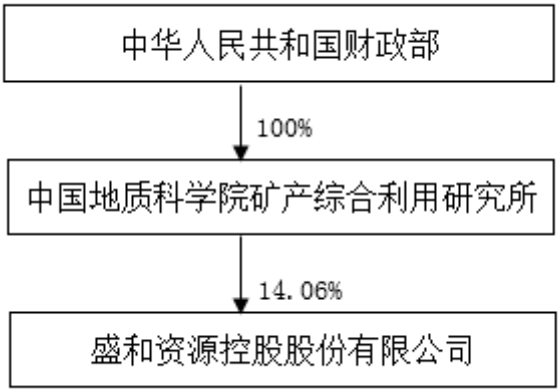
中华人民共和国财政部
100%
中国地质科学院矿产综合利用研究所
14.06%
盛和资源控股股份有限公司

√

1

2022 1,675,792.70 57.85%
191,231.91 45.65% 159,347.78
48.09%

2

□ √